




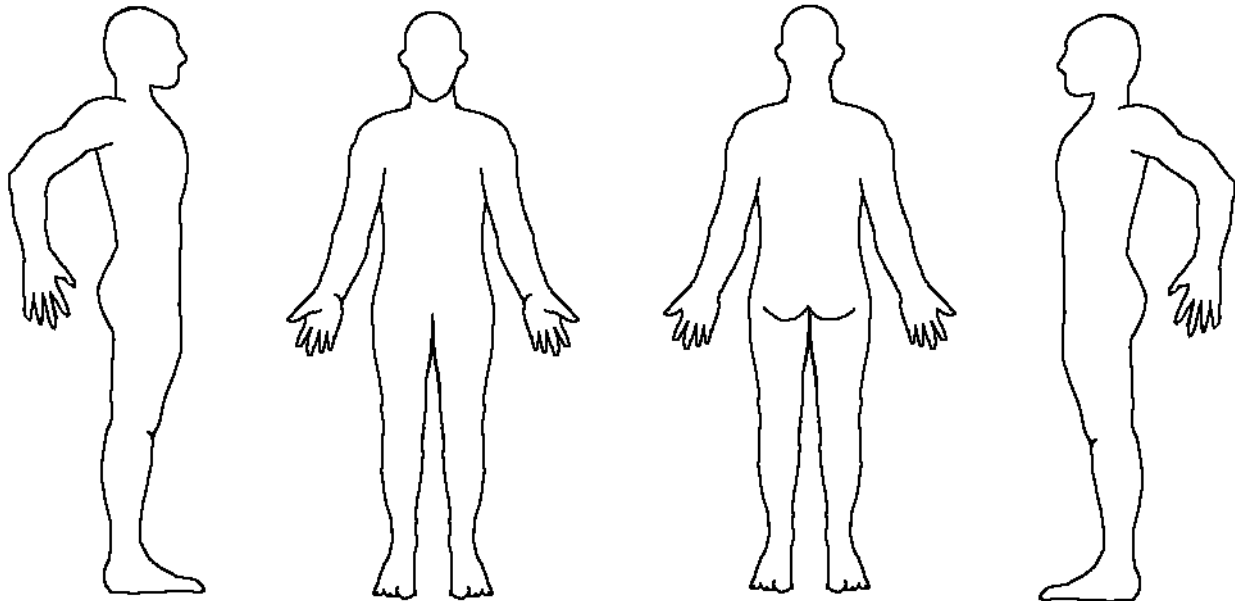


CLIENT ANATOMICAL REPORT

NAME: _____ DATE: _____

Please identify current problem areas in your body by drawing the appropriate symbols on the diagram below.

Key	 Circle areas where pain exists
	 Circle areas with small dots where extreme pain exists
	 Put an "X" over stiff areas
	 Draw squiggly lines over areas of numbness or tingling
	 Mark scars, bruises or wounds



Rate your pain on a scale of 1-10 with 1 being "no pain" and 10 being the worst pain you could possibly imagine: _____

Comments: _____

